



### District Report Card: 2017


<b>State:</b> Jammu And Kashmir	<b>District:</b> Reasi
<b>Class:</b> 8	<b>Subject:</b> Language
<b>Schools:</b> 50	<b>Students:</b> 851


### Participation/Coverage


#### Students

<div>GENDER</div> <div></div>	Boys		Girls	
	Number	%	Number	%
	415	48.77	436	51.23

<div>AREA</div> <div></div>	Rural		Urban	
	Number	%	Number	%
	809	95.06	42	4.94

<div>CATEGORY</div> <div></div>	SC		ST		OBC		GEN	
	Number	%	Number	%	Number	%	Number	%
	110	12.93	181	21.27	71	8.34	489	57.46

<div>CWSN</div> <div></div>	LD	VI	HI	S&LD	ID	Oth
	0	2	1	1	0	3

<div>Management</div> <div></div>	Government		Government-aided	
	Number	%	Number	%
	851	100.00	0	0.00

### Average Performance of Students in Language (%)

Overall	Gender		Area		Management		Social Group			
	Male	Female	Rural	Urban	Govt.	Aided	SC	ST	OBC	GEN
34.48	34.10	34.83	34.31	37.62	34.48	0.00	30.30	29.83	35.02	37.06

## Performance on Learning Outcomes (LOs)

Learning Outcomes	Description	Average Performance(%)
L813	Read textual/non-textual materials with comprehension and identifies the details, characters, main idea and sequence of ideas and events while reading	34.48

Range of Performance of Students who Answered Correctly							
Below 30%		30% - 50%		50% - 75%		Above 75%	
Number	%	Number	%	Number	%	Number	%
390	45.83	291	34.20	153	17.98	17	2.00

## Lowest Performing Learning Outcomes (LOs)

1 - Read textual/non-textual materials with comprehension and identifies the details, characters, main idea and sequence of ideas and events while reading (34.48)